

Mi • Light[®]
User Instruction

12W RGB+CCT LED Bulb

Model No.: FUT105

Product Introduction

12W RGB+CCT LED Bulb is a newest developed smart lighting system. This lamp is with 16million colors and 9 dynamic modes controlled by wireless remote, and with wireless control, auto-synchronization function. Also smartphone and 4G controllable with "Mi.Light" WiFi bridge. The lamp is made of aluminum alloy, and imported PC cover with high light transmitting rate, eye-protection function, and with fashionable appearance, durability, energy saving and environment protection, etc features. Widely used on home, hotel, shopping mall and supermarket, etc.

Technical Parameters

Model No: FUT105

Power: 12W

Voltage: AC86~265V 50~60Hz

Color Temperature: 2700~6500K

Luminous Flux: 1100LM

Light Efficiency: 90/W

CRI: >80

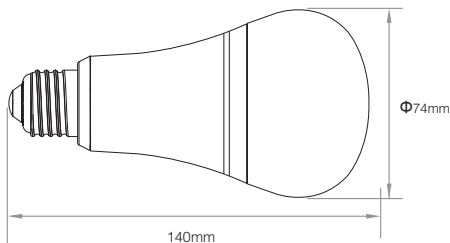
PF: >0.5

Lifespan: 50000 Hours

Beam angle: 220°

Size: $\Phi 74 \times 140$ mm

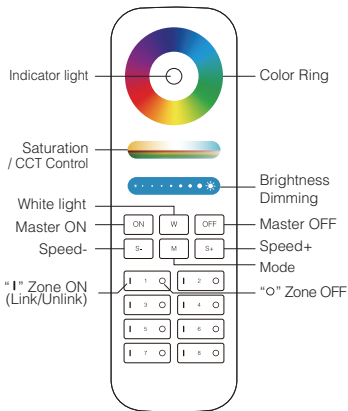
Control Distance: 30m



Remote Control Button Introduction

FUT089 Button Introduction

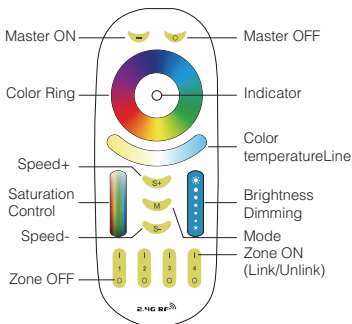
1. Long press "Master OFF" or "Zone OFF" to night light mode.
2. Under white light mode, touch "Saturation / CCT" to change color temperature.
Under color light mode, touch "Saturation / CCT" to change color saturation.
3. Touch "Color Ring" to change the colors.
4. Press "Speed+" to accelerate the dynamic mode speed continuously until to fastest speed.
5. Press "Speed-" to lower the dynamic mode speed continuously until to lowest speed.



Model No.: FUT089

FUT092 Button Introduction

1. Long press "Master OFF" or "Zone OFF" to night light mode.
2. Touch "Color temperature line" to white light mode and adjust color temperature.
3. Touch "Color Ring" to change the colors.
4. Press "Speed+" to accelerate the dynamic mode speed continuously until to fastest speed.
5. Press "Speed-" to lower the dynamic mode speed continuously until to lowest speed.



Model No.: FUT092

FUT089 / FUT092 Link/Unlink

Link: Switch off the power, then switch on again after 5 seconds, press "1" 3 times within 3 seconds; the light will blink 3 times slowly when it is done.

Unlink: Switch off the power, then switch on again after 5 seconds, press corresponding "1" or master ON button 5 times within 3 seconds; the light will blink 10 times quickly when it is done.

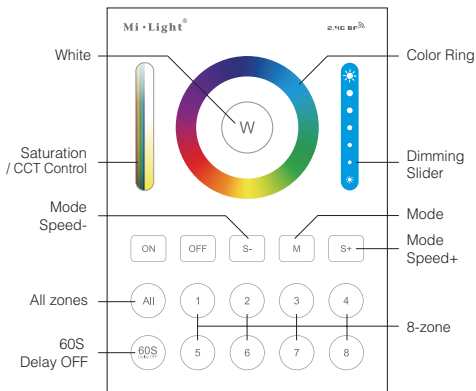
B8 Link/Unlink

Link: Click the zones ①...⑧ button you want to link, the corresponding indicating lamp will shine.

Turn off the power, then turn on again after 5 seconds, press “ ON ” 3 times within 3 seconds. The LED light blinks 3 times slowly when it is done.

Unlink: Click the zones ①...⑧ button you want to unlink, the corresponding indicating lamp will shine.

Turn off the power, then turn on again after 5 seconds, press “ ON ” 5 times within 3 seconds. The LED light blinks 10 times swiftly when it is done.



Model No.: B8

Dynamic Mode Sheet

Number	Dynamic Mode	Brightness	Speed	Saturation
1	Seven color gradual change	Adjustable	Adjustable	Adjustable
2	White light Gradual change			Unadjustable
3	RGB gradual change			Adjustable
4	Seven color jump to change			
5	Jump to change randomly			
6	Red light gradual change+Flash 3times			
7	Green light gradual change+Flash 3times			
8	Blue light gradual change+Flash 3times			
9	White light gradual change+Flash 3times			Unadjustable

Attention

1. When install the light, pls switch off the power to make sure the safety.
2. The working power is high voltage alternating current, so it must be far away from people and must with ground connection.



Made in China